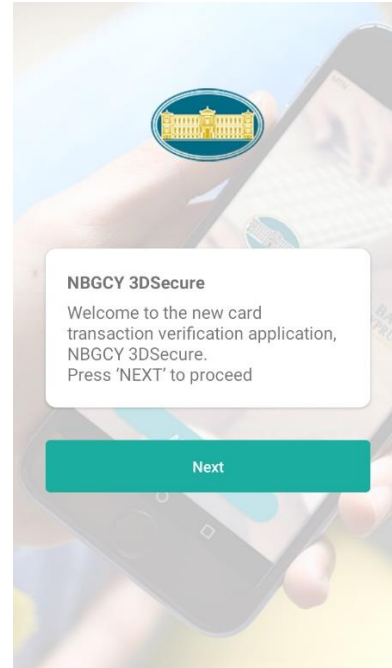


## Subscribe to the transaction verification application 'NBG CY 3DSecure'

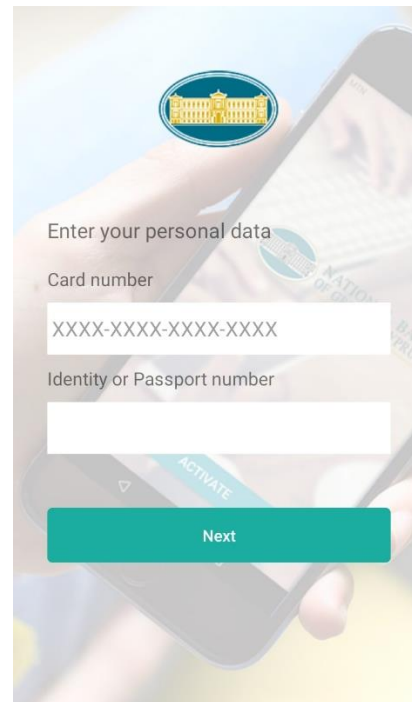
1. Download the NBG CY 3DS mobile app for free from the App Store (iOS) or Google Play Store (Android) on a smartphone or tablet.



2. Enter the number of one of your cards that you keep with National Bank of Greece (Cyprus) and your ID or Passport number, as registered with the Bank.

By registering as a user of the NBG CY 3DS application, all your active cards you hold with National Bank of Greece (Cyprus) are automatically registered.

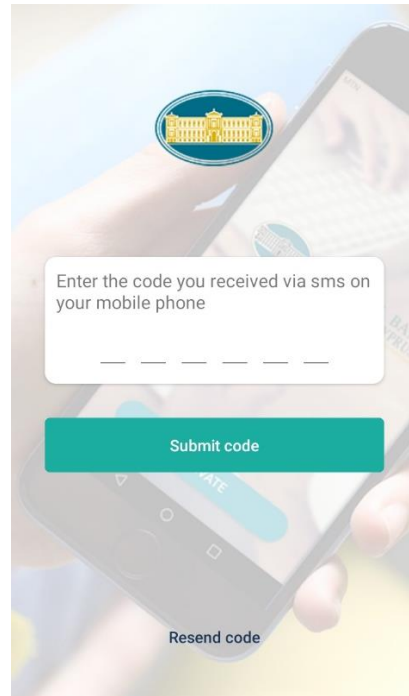
Important: Before registering, make sure you have updated your personal data with the Bank.



3. You will receive via SMS message on your mobile phone, a unique, automatically generated code.

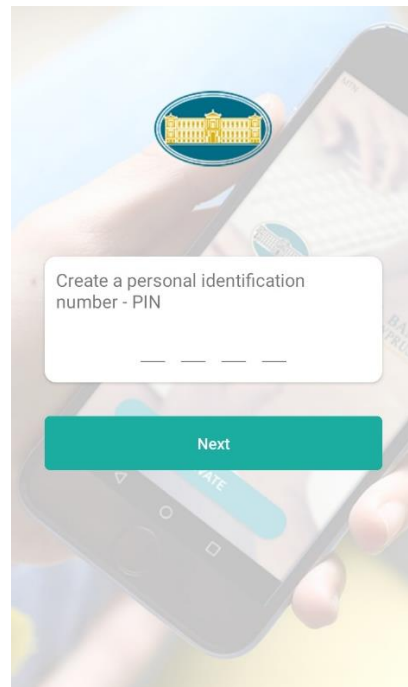
Enter the code in the app, and press 'Submit Code'.

If you do not receive the code, press 'Resend code' to have a new code sent to you.



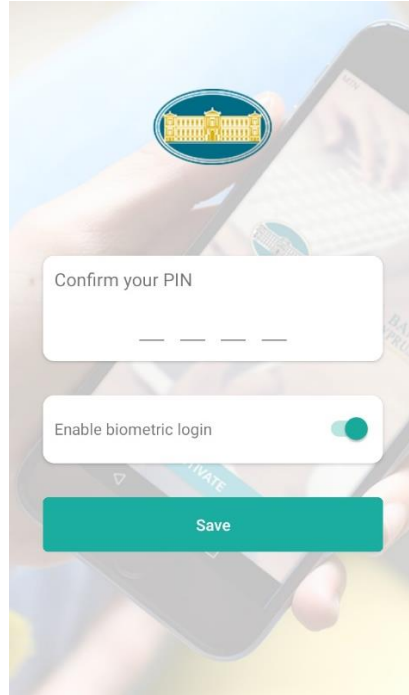
4. Proceed to create a personal identification number (PIN).

Enter the PIN of your own choice and press 'Next'.



5. Confirm your personal identification number (PIN) and press 'Save'.

Since your mobile phone device supports biometric data, you can turn it on so that your transactions can be verified quickly and easily using the biometric data you entered into the device.



6. Your registration to the **NBG CY 3DS** application is completed!

The above steps are performed only once, during the first time that you sign up for the app.

